

Floor Varieties



Quality Design, with Durability in Mind

Arctic believes the best walk-ins are built from the ground up and start with a top-rated floor. Our floors are designed and manufactured with the highest quality testing standards in the industry. The floor of your Arctic walk-in is meticulously tested and constructed for reliability and specified for your cold storage needs. Whether a standard or heavy-duty floor, Arctic is continuously engineering state-of-the-art methods to ensure customer satisfaction, safety, and certification. Our R&D team is working on the next generation of walk-in floor enhancements and our robotic floor testing machine is running 24/7 to set new industry standards in quality and accuracy.

Arctic Floor Common Finish Options



Economy

Stationary: 600 psf***



Standard

Stationary: 1200 psf***
Rolling: 500 lbs*



Heavy Duty

Stationary: 1500 psf***
Rolling: 700 lbs*



Pallet Jack

Stationary: 2600 psf***
Rolling: 2250 lbs**

* Rated for 1-1/4" wide x 5" diameter wheels. Narrower and smaller diameter wheels will result in a lower rolling load rating.


** Rated for a pallet jack. Cart wheels are narrower and will result in a lower rolling load rating.

*** psf = pounds per square foot


Arctic Floor Finish Options



.063", .080", .100", .125"
Smooth
Aluminum



.100", .125", .188"
Aluminum
Diamond
Treadplate

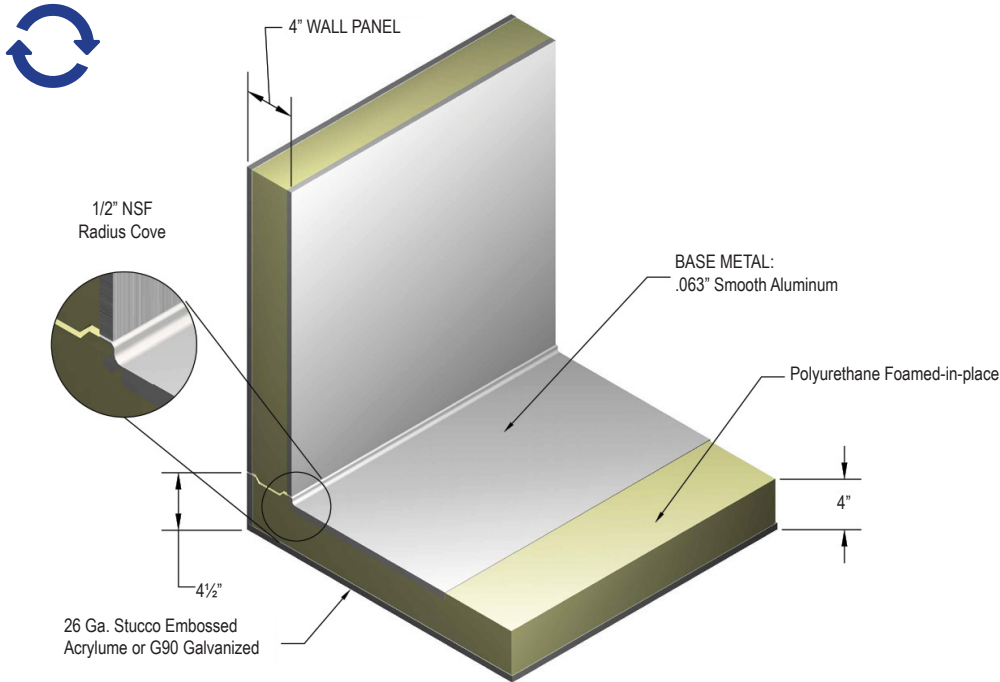


16 Ga
Smooth
Galvanized



18 Ga, 16 Ga
Stainless
Steel

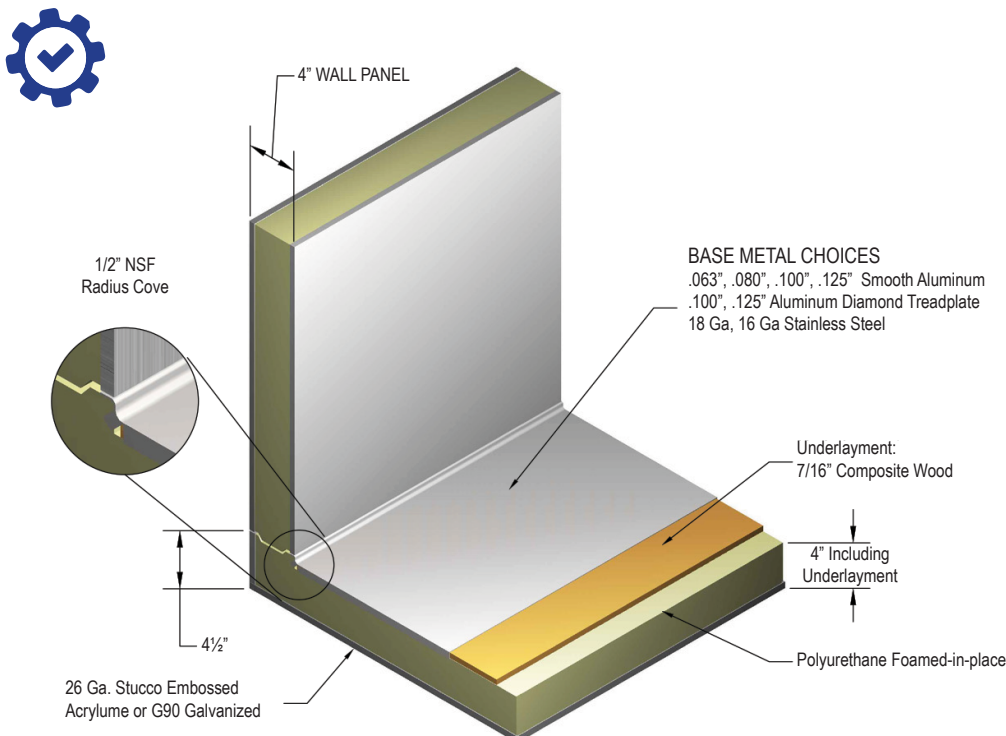
Economy Floors



Features:

- A static load rating of 600 psf is the preferred option for the customer whose needs are best suited with a walk-in at a great price point
- Economy Floors come standard with our .063" Smooth Aluminum floor finish
- Suitable for all foot traffic. Not suitable for rolling racks, hand trucks or carts
- Rated for walking loads only

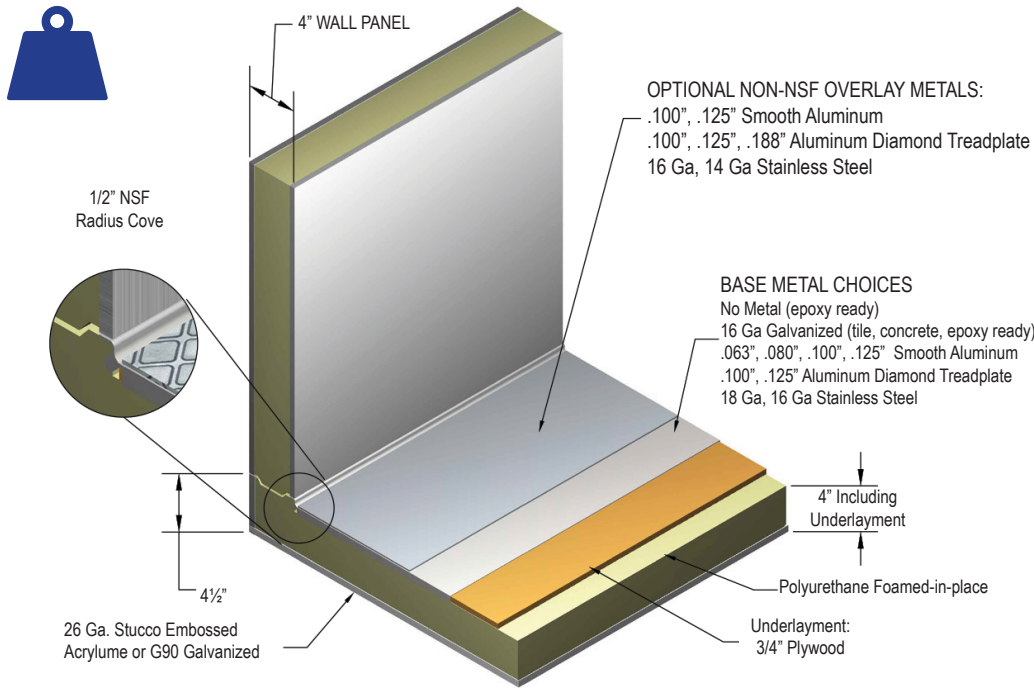
Standard Floors



Features:

- Rolling load rating of 500 psf with 1-1/4" wide x 5" diameter polyurethane wheels
- Caution: Narrower, smaller diameter, and harder wheels will result in a lower load rating
- With a static load rating of 1,200 psf, this floor has OSB wood underlayment for added strength and comes standard with our Signature Series walk-ins
- 5 different base metal choices, our Standard Floors allow us to find the best fit for our customers, while staying within their budget
- Suitable for light hand trucks and light carts. Not suitable for heavy duty use

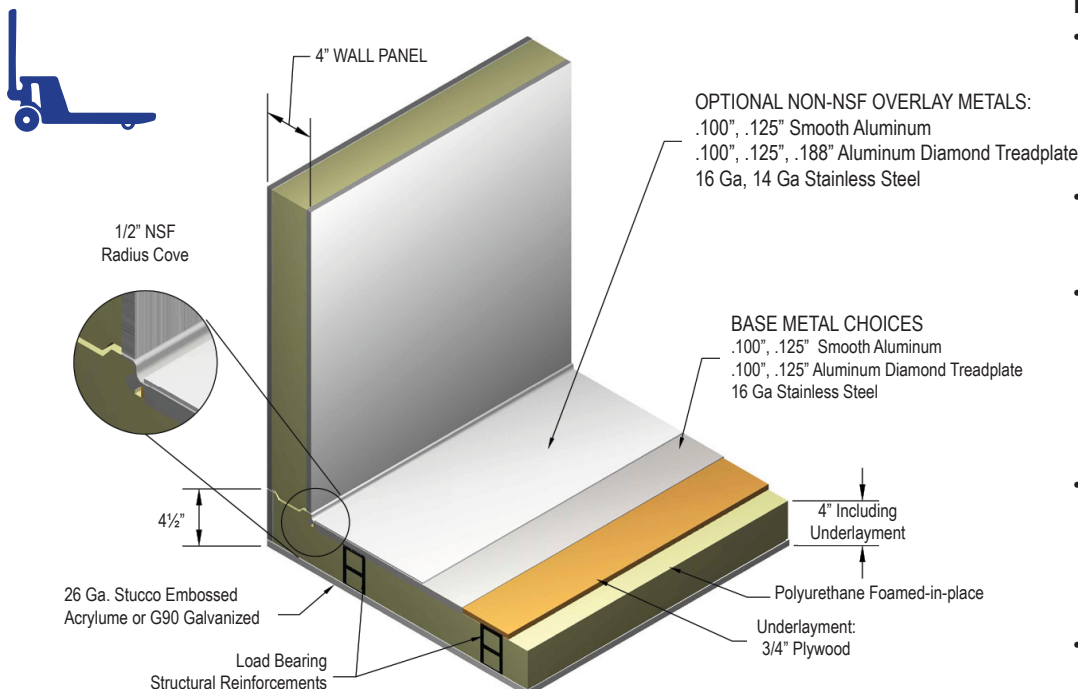
Heavy Duty Floors



Features:

- Rolling load rating of 700 psf with 1-1/4" wide x 5" diameter polyurethane wheels
- Caution: Narrower, smaller diameter, and harder wheels will result in a lower load rating
- With a static load rating of 1,500 psf, this floor has 3/4" plywood underlayment for superior strength
- 7 different base metal choices and 4 optional Non-NSF overlay metal choices. Overlays ship loose - installation required
- Suitable for heavy traffic from hand trucks, rolling racks and loading carts
- Not suitable for pallet jack use

Pallet Jack Floors



Features:

- Rolling load rating of 2,250 psf with a pallet jack - load rating will be less for carts with wheels narrower than a pallet jack
- Caution: Narrower, smaller diameter, and harder wheels will result in a lower load rating
- With the highest static load rating of 2,600 psf, this floor has 3/4" plywood underlayment and comes standard with foamed-in-place load bearing structural reinforcements
- 6 base metal choices and 4 optional Non-NSF overlay metal choices for every taste and application. Overlays ship loose - installation required
- Suitable for keg carts, rolling racks, and pallet jack use

Floor Testing R&D

Floor panel ratings have long been required throughout the walk-in industry to ensure customers have the right floor for their project. Arctic is putting in the research and resources to guarantee the floors we engineer are designed, tested, and manufactured based on science and data.

